

CS11-747 Neural Networks for NLP

Transition-based Parsing with Neural Nets

Graham Neubig



Carnegie Mellon University

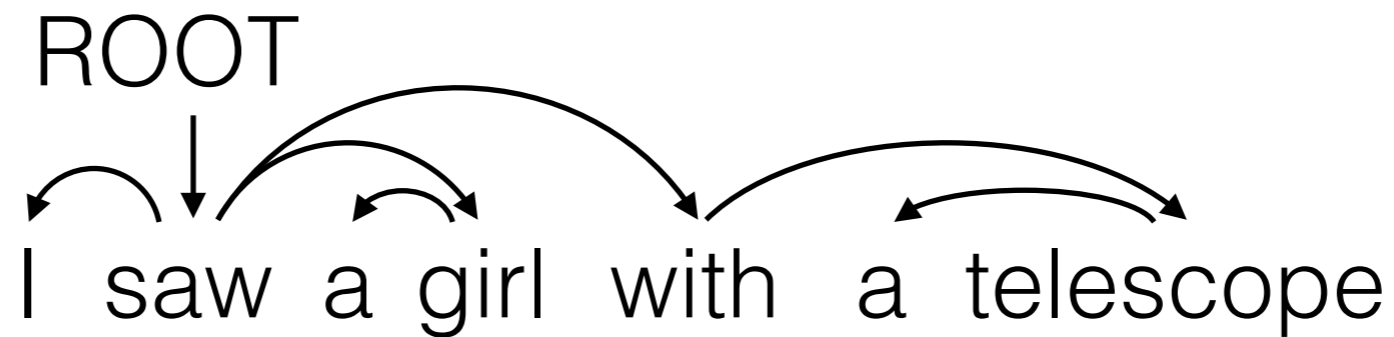
Language Technologies Institute

Site

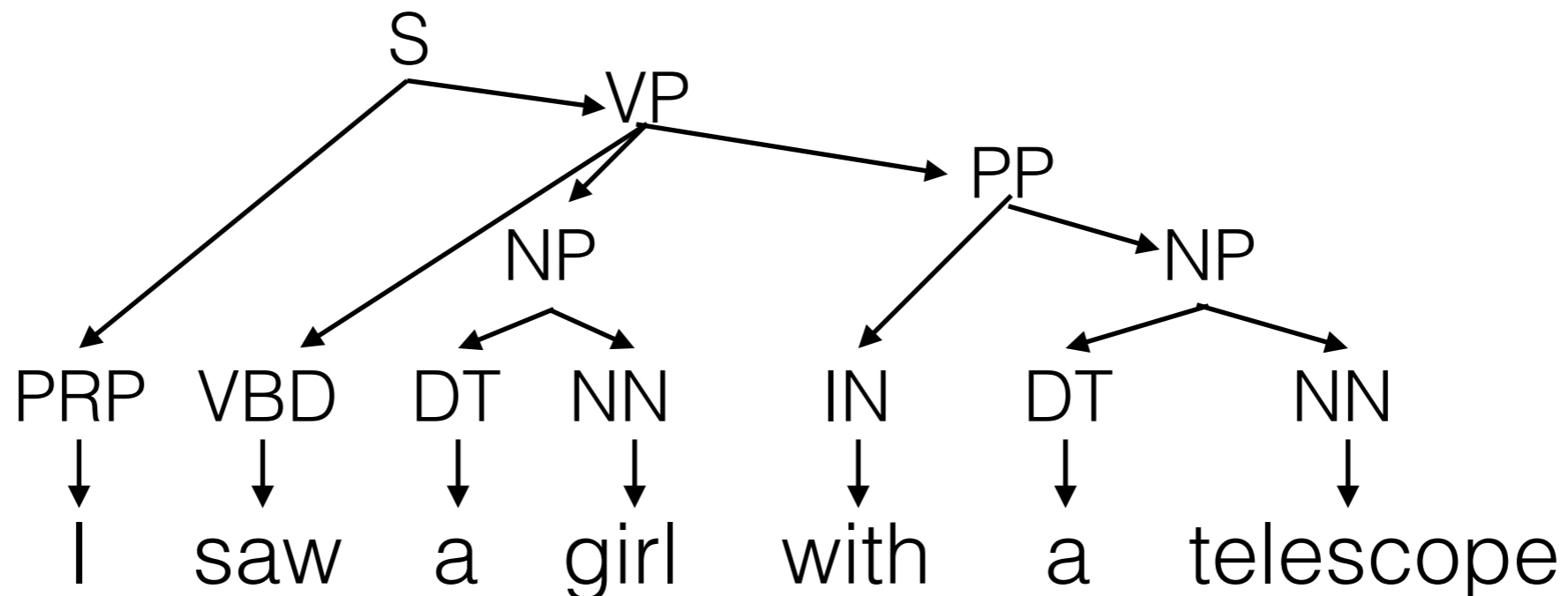
<https://phontron.com/class/nn4nlp2017/>

Two Types of Linguistic Structure

- **Dependency:** focus on relations between words



- **Phrase structure:** focus on the structure of the sentence



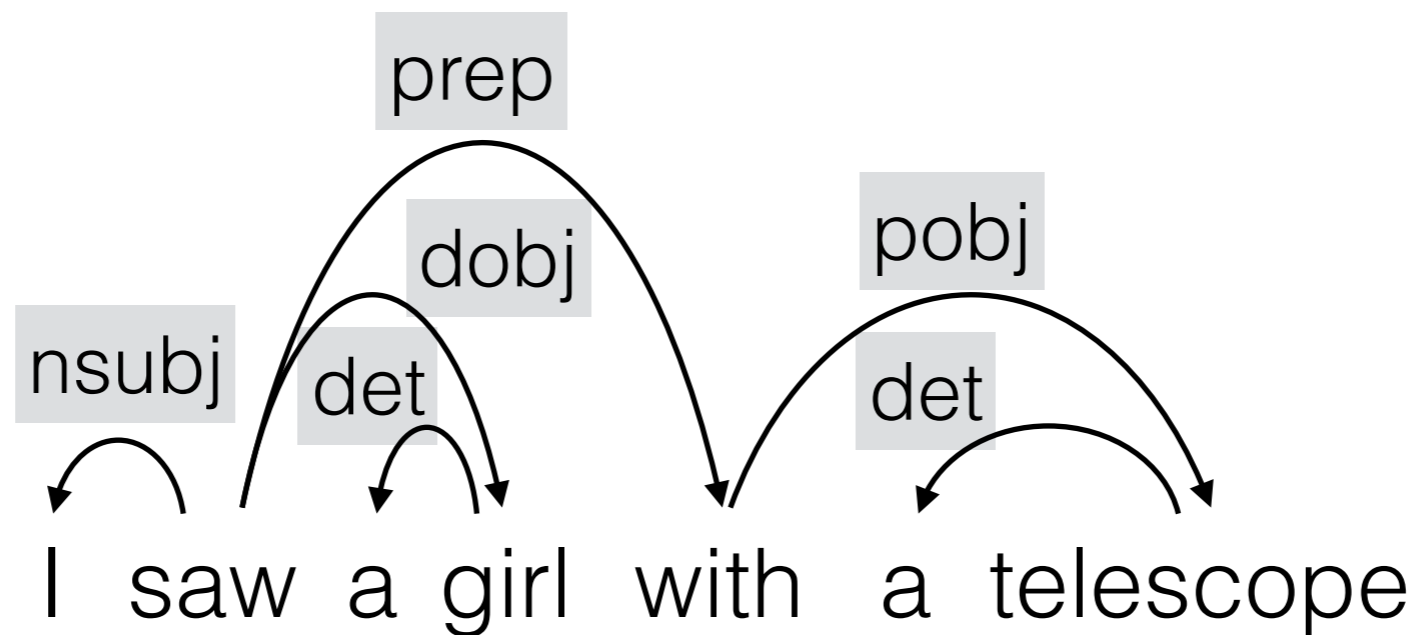
Parsing

- Predicting linguistic structure from input sentence
- **Transition-based models**
 - step through actions one-by-one until we have output
 - like history-based model for POS tagging
- **Graph-based models**
 - calculate probability of each edge/constituent, and perform some sort of dynamic programming
 - like linear CRF model for POS

Shift-reduce Dependency Parsing

Why Dependencies?

- Dependencies are often good for semantic tasks, as related words are close in the tree
- It is also possible to create labeled dependencies, that explicitly show the relationship between words

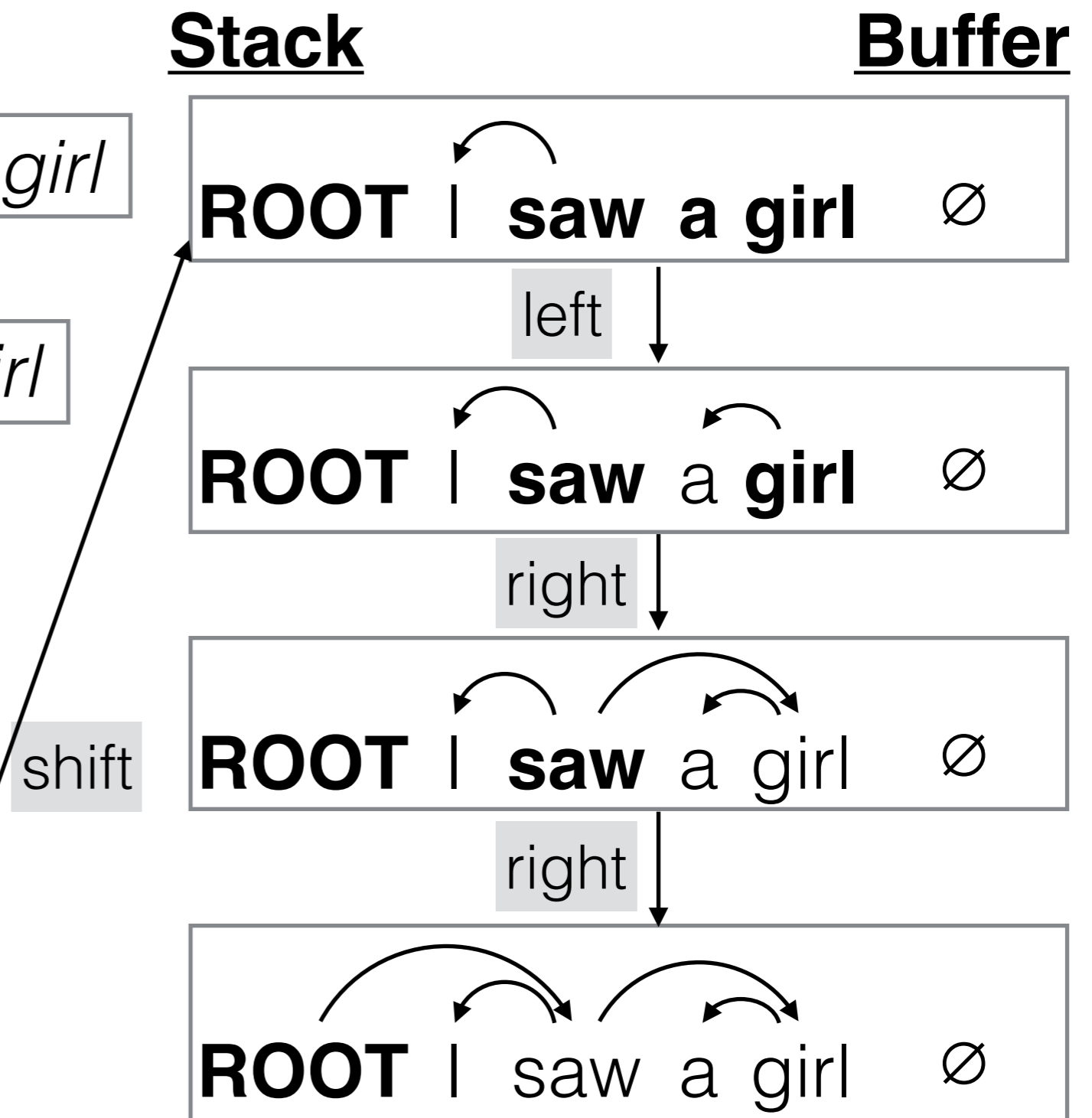
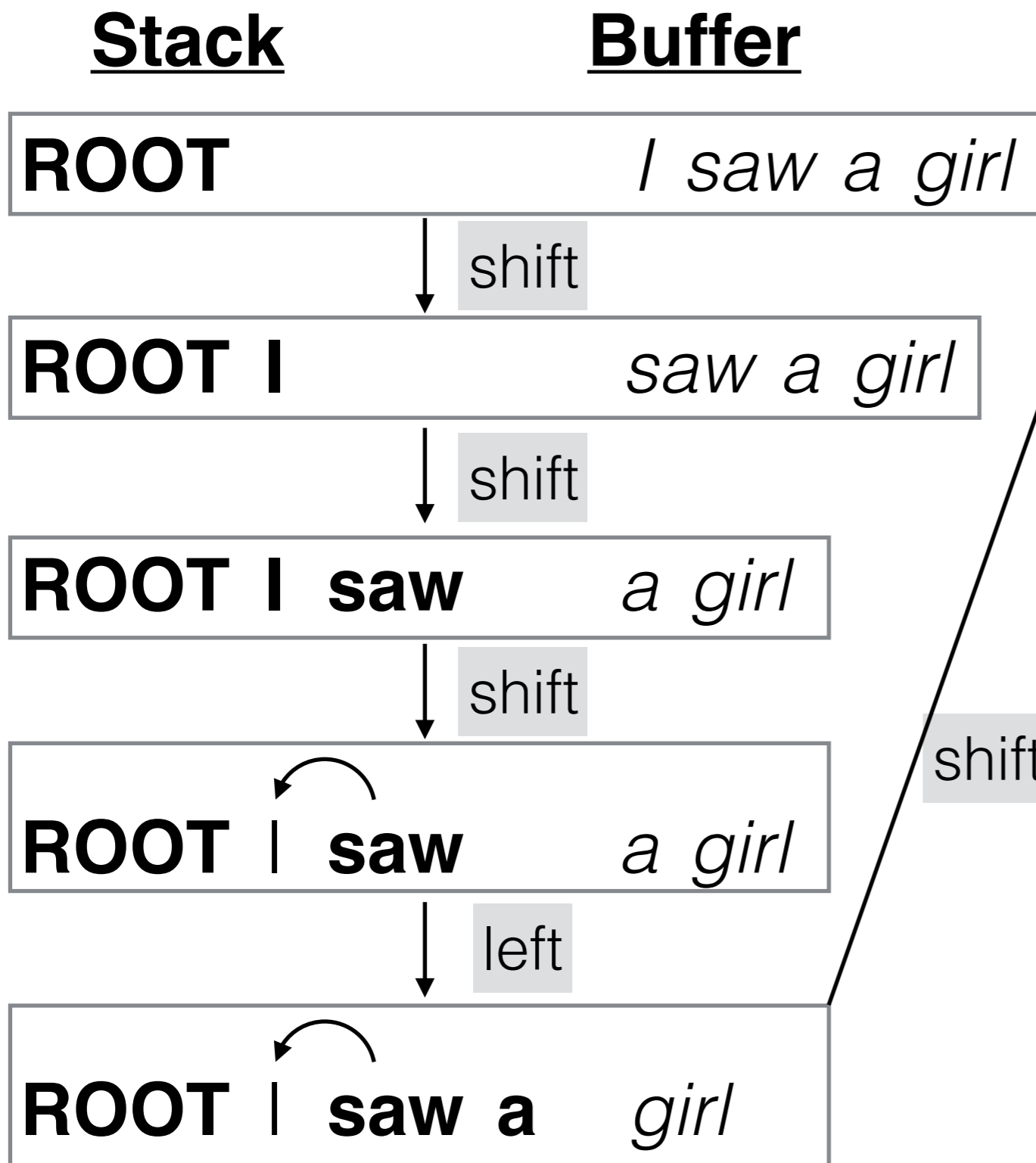


Arc Standard Shift-Reduce Parsing

(Yamada & Matsumoto 2003, Nivre 2003)

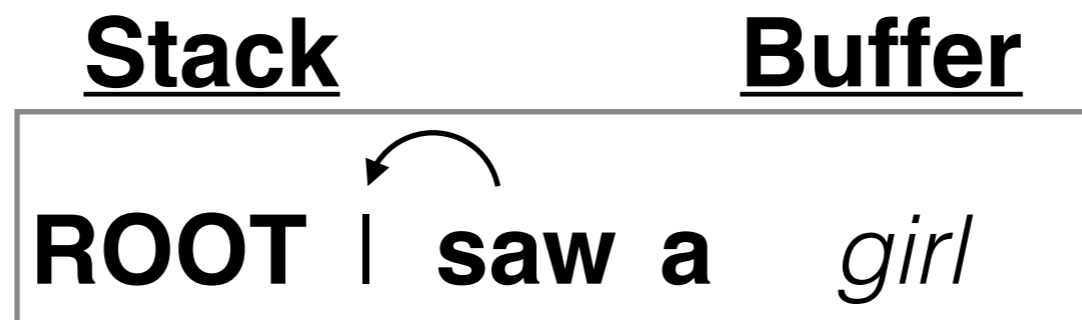
- Process words one-by-one left-to-right
- Two data structures
 - **Queue:** of unprocessed words
 - **Stack:** of partially processed words
- At each point choose
 - **shift:** move one word from queue to stack
 - **reduce left:** top word on stack is head of second word
 - **reduce right:** second word on stack is head of top word
- Learn how to choose each action with a classifier

Shift Reduce Example



Classification for Shift-reduce

- Given a **configuration**



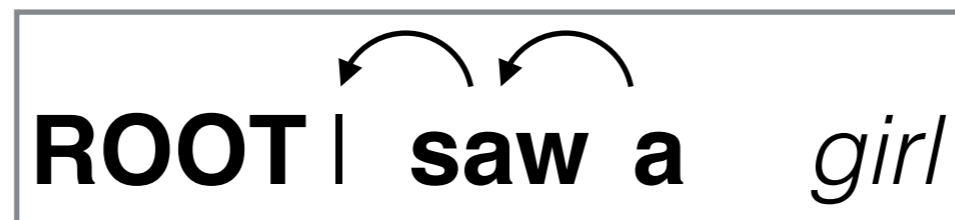
- Which **action** do we choose?

shift

right



left



Making Classification Decisions

- Extract features from the configuration
 - what words are on the stack/buffer?
 - what are their POS tags?
 - what are their children?
- Feature combinations are important!
 - Second word on stack is verb **AND** first is noun: “right” action is likely
- Combination features used to be created manually (e.g. Zhang and Nivre 2011), now we can use neural nets!

A Feed-forward Neural Model for Shift-reduce Parsing

(Chen and Manning 2014)

A Feed-forward Neural Model for Shift-reduce Parsing

(Chen and Manning 2014)

- Extract non-combined features (embeddings)
- Let the neural net do the feature combination

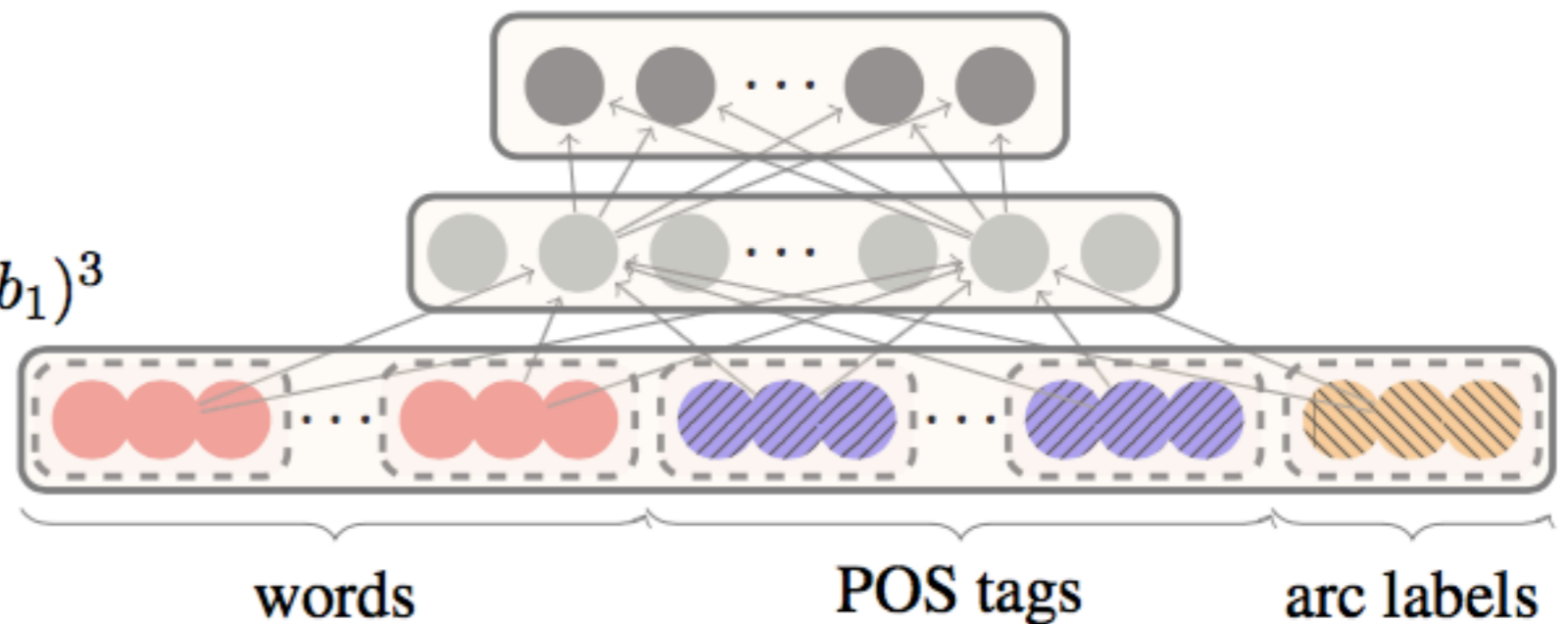
Softmax layer:

$$p = \text{softmax}(W_2 h)$$

Hidden layer:

$$h = (W_1^w x^w + W_1^t x^t + W_1^l x^l + b_1)^3$$

Input layer: $[x^w, x^t, x^l]$



Stack

Buffer

Configuration

ROOT has_VBZ good_JJ

control_NN ...

He_PRP
← nsubj

What Features to Extract?

- The top 3 words on the stack and buffer (6 features)
 $s_1, s_2, s_3, b_1, b_2, b_3$
- The two leftmost/rightmost children of the top two words on the stack (8 features)
 $lc_1(s_i), lc_2(s_i), rc_1(s_i), rc_2(s_i) \quad i=1, 2$
- leftmost and rightmost grandchildren (4 features)
 $lc_1(lc_1(s_i)), rc_1(rc_1(s_i)) \quad i=1, 2$
- POS tags of all of the above (18 features)
- Arc labels of all children/grandchildren (12 features)

Non-linear Function: Cube Function

- Take the cube of the input value vector

$$h = (W_1^w x^w + W_1^t x^t + W_1^l x^l + b_1)^3$$

- Why? Directly extracts feature combinations of up to three (similar to Polynomial Kernel in SVMs)

$$g(w_1 x_1 + \dots + w_m x_m + b) =$$

$$\sum_{i,j,k} (w_i w_j w_k) x_i x_j x_k + \sum_{i,j} b(w_i w_j) x_i x_j \dots$$

Result

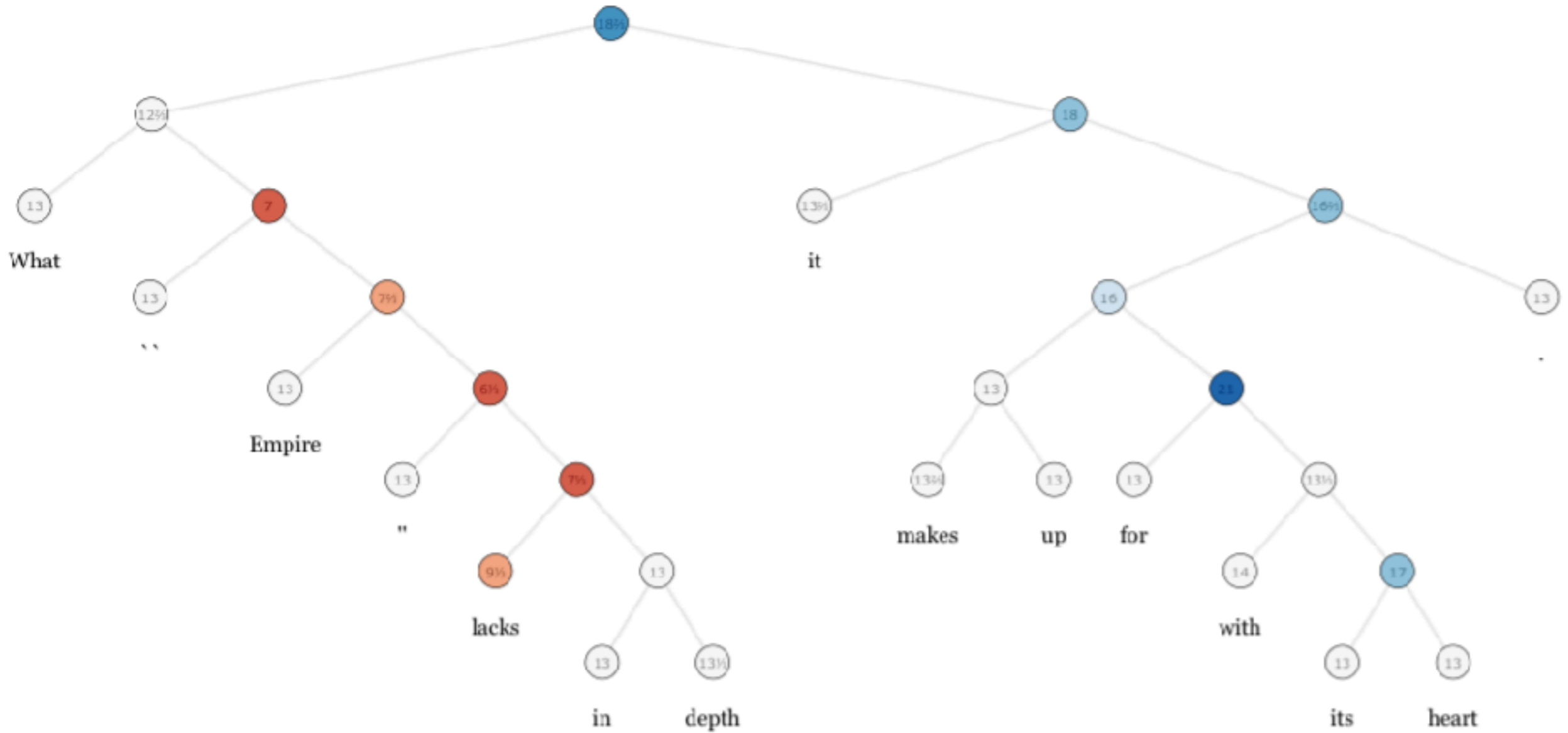
- Faster than most standard dependency parsers (1000 words/second)
- Use pre-computation trick to cache matrix multiplies of common words
- Strong results, beating most existing transition-based parsers at the time

Let's Try it Out!

`ff-depparser.py`

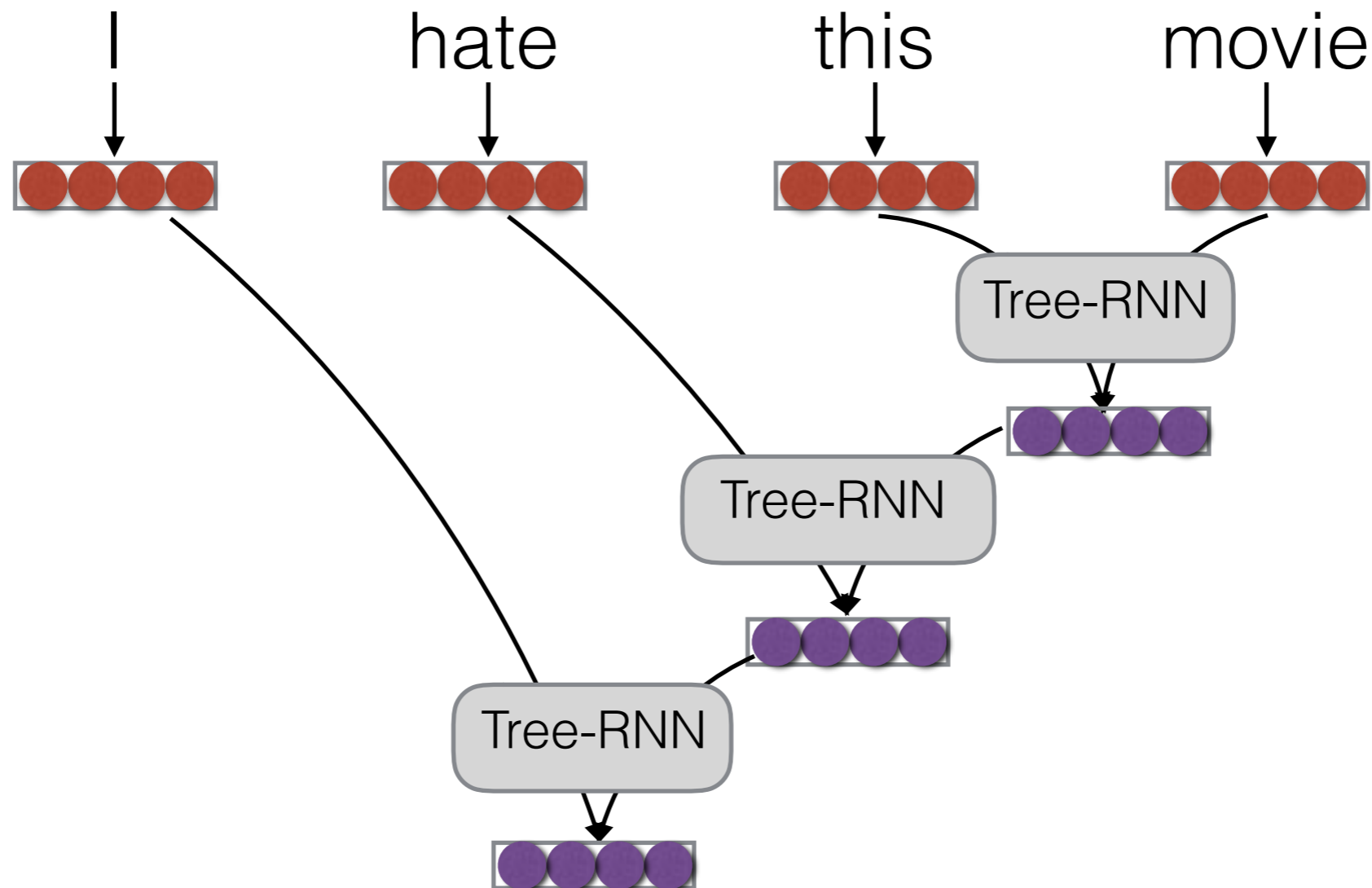
Using Tree Structure in NNs: Syntactic Composition

Why Tree Structure?



Recursive Neural Networks

(Socher et al. 2011)



$$\text{tree-rnn}(\mathbf{h}_1, \mathbf{h}_2) = \tanh(W[\mathbf{h}_1; \mathbf{h}_2] + \mathbf{b})$$

Can also parameterize by constituent type \rightarrow
different composition behavior for NP, VP, etc.

Tree-structured LSTM

(Tai et al. 2015)

- **Child Sum Tree-LSTM**

- Parameters shared between all children (possibly based on grammatical label, etc.)
- Forget gate value is different for each child → the network can learn to “ignore” children (e.g. give less weight to non-head nodes)

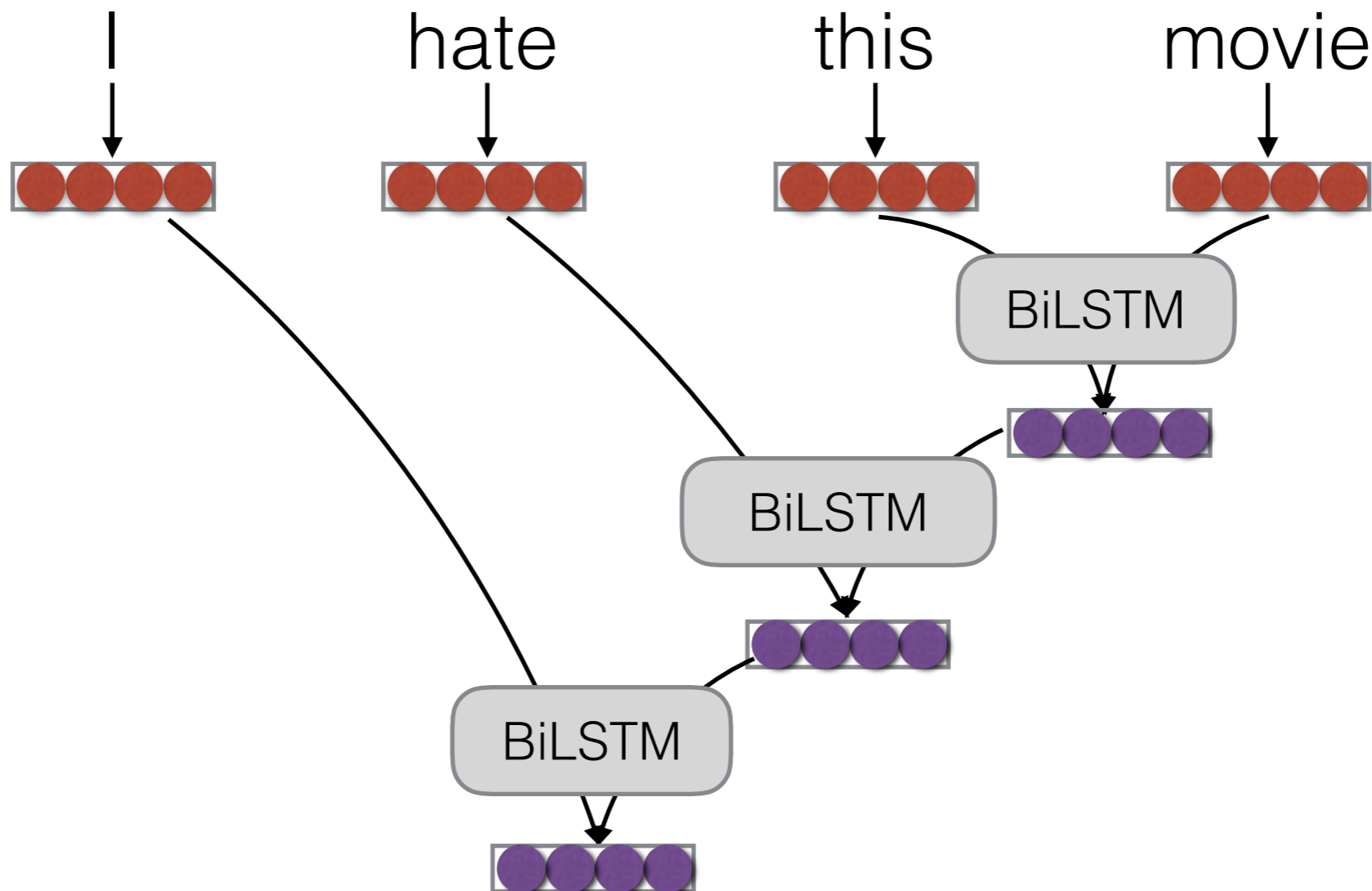
- **N-ary Tree-LSTM**

- Different parameters for each child, up to N (like the Tree RNN)

Bi-LSTM Composition

(Dyer et al. 2015)

- Simply read in the constituents with a BiLSTM
- The model can learn its own composition function!



Let's Try it Out!

`tree-lstm.py`

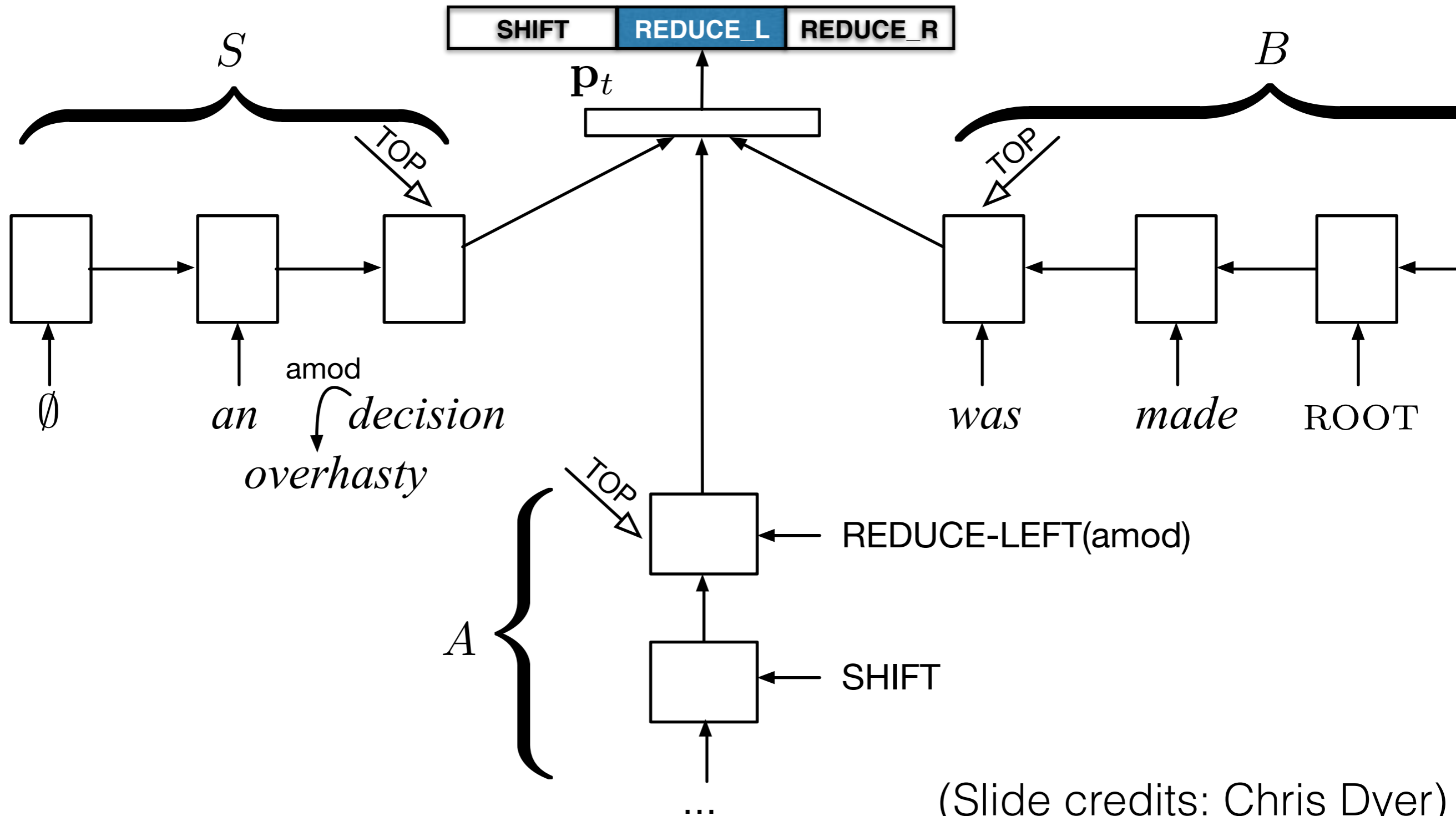
Stack LSTM: Dependency Parsing w/ Less Engineering, Wider Context

(Dyer et al. 2015)

Encoding Parsing Configurations w/ RNNs

- We don't want to do feature engineering (why leftmost and rightmost grandchildren only?!)
- Can we encode all the information about the parse configuration with an RNN?
- Information we have: stack, buffer, past actions

Encoding Stack Configurations w/ RNNs



(Slide credits: Chris Dyer)

Transition-based parsing

State embeddings

- We can embed words, and can embed tree fragments using syntactic composition
- The contents of the buffer are just a sequence of embedded words
 - which we periodically “shift” from
- The contents of the stack is just a sequence of embedded trees
 - which we periodically pop from and push to
- Sequences -> use RNNs to get an encoding!
- But running an RNN for each state will be expensive. **Can we do better?**

(Slide credits: Chris Dyer)

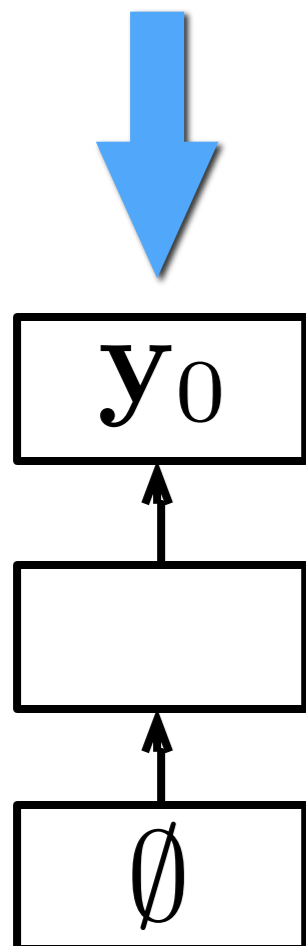
Transition-based parsing

Stack RNNs

- Augment RNN with a **stack pointer**
- Three *constant-time* operations
 - **push** - read input, add to top of stack
 - **pop** - move stack pointer back
 - **embedding** - return the RNN state at the location of the stack pointer (which summarizes its current contents)

Transition-based parsing

Stack RNNs

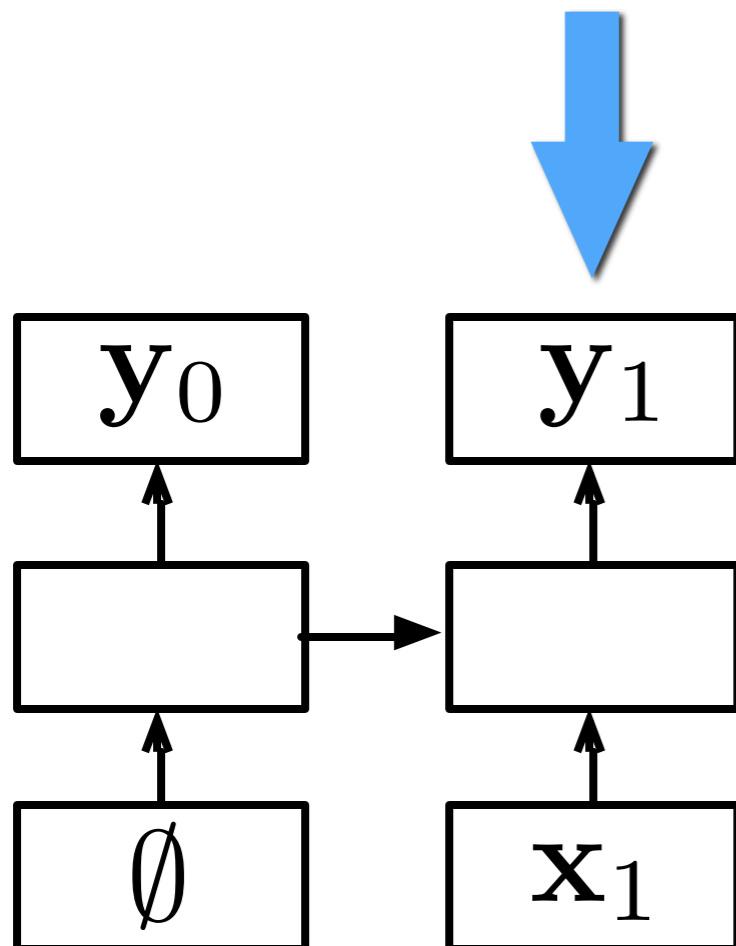


DyNet:

```
s=[rnn.inital_state()]  
s.append[s[-1].add_input(x1)]  
s.pop()  
s.append[s[-1].add_input(x2)]  
s.pop()  
s.append[s[-1].add_input(x3)]
```

Transition-based parsing

Stack RNNs

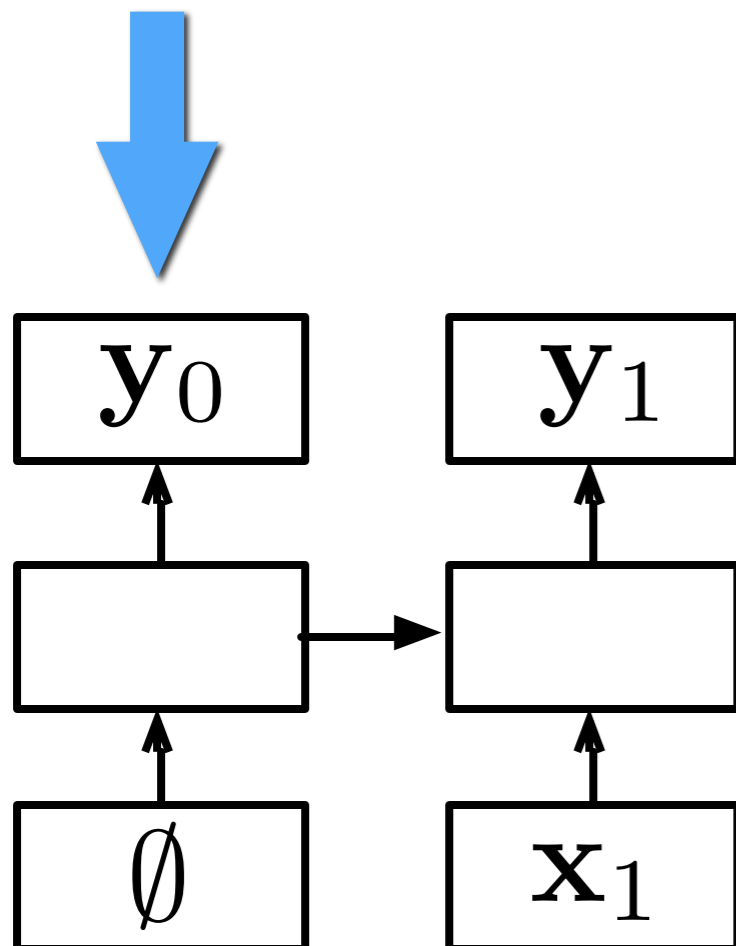


DyNet:

```
s=[rnn.inital_state()]  
s.append[s[-1].add_input(x1)]  
s.pop()  
s.append[s[-1].add_input(x2)]  
s.pop()  
s.append[s[-1].add_input(x3)]
```

Transition-based parsing

Stack RNNs

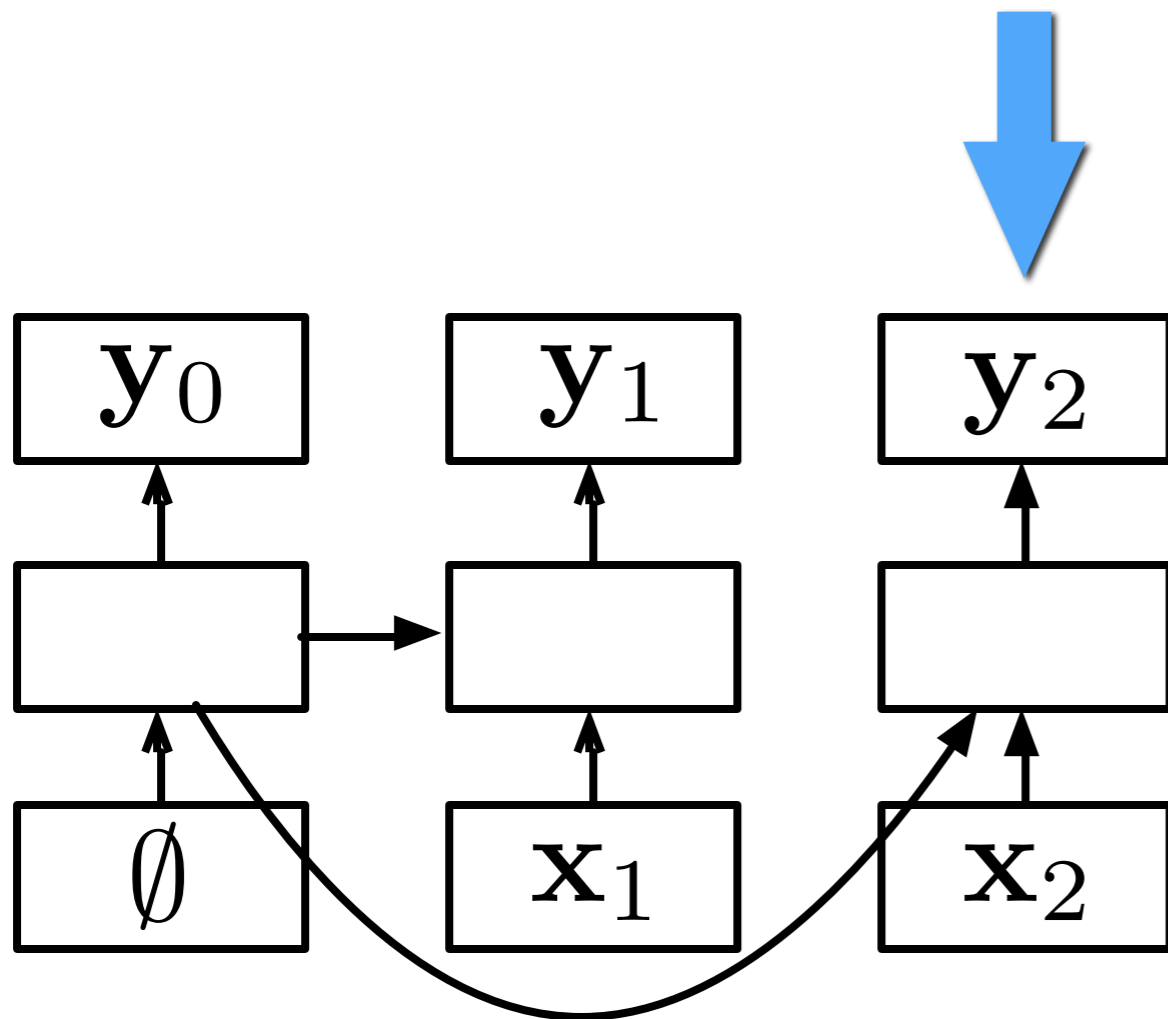


DyNet:

```
s=[rnn.inital_state()]
s.append[s[-1].add_input(x1)]
s.pop()
s.append[s[-1].add_input(x2)]
s.pop()
s.append[s[-1].add_input(x3)]
```

Transition-based parsing

Stack RNNs

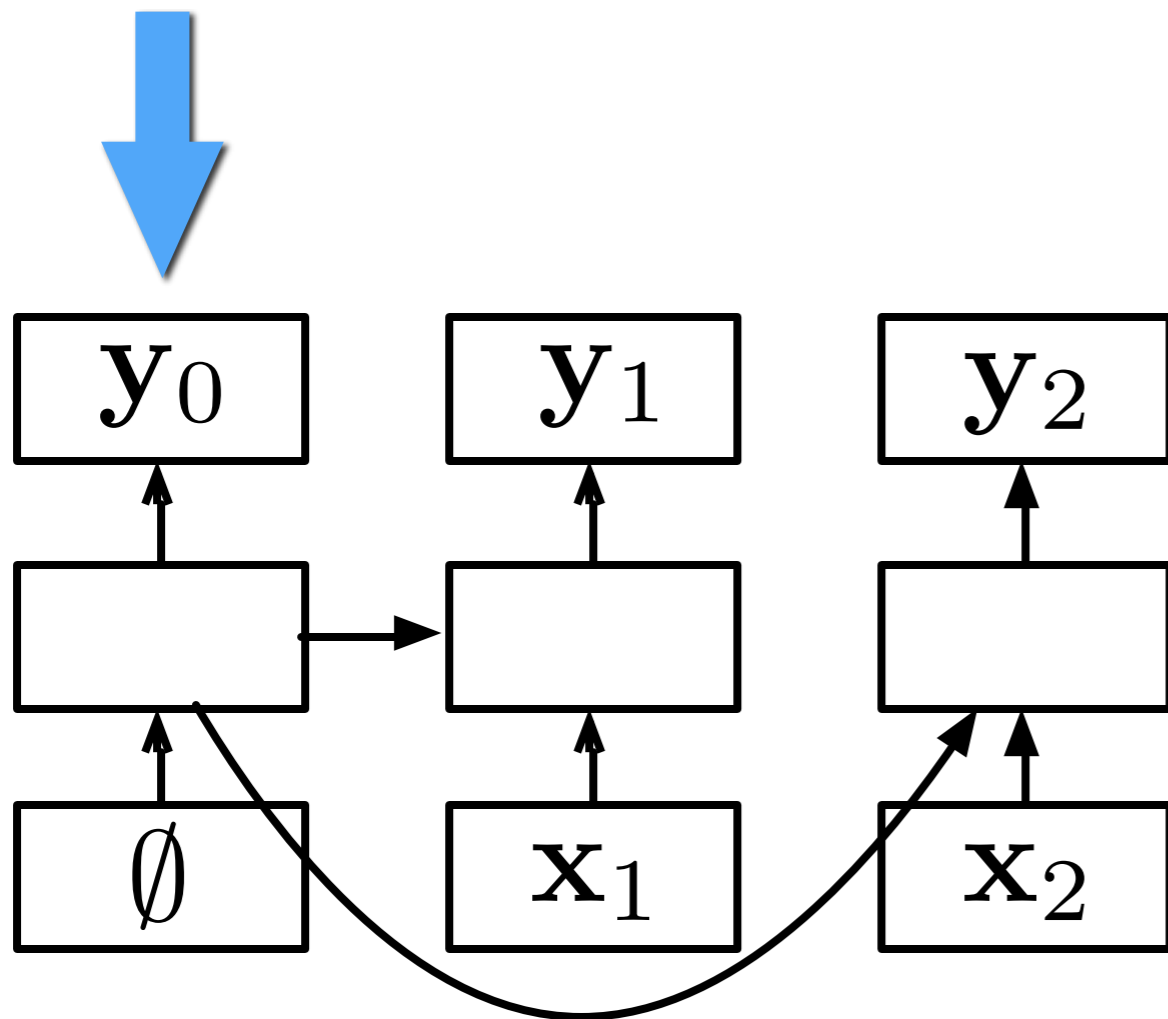


DyNet:

```
s=[rnn.inital_state()]  
s.append[s[-1].add_input(x1)]  
s.pop()  
s.append[s[-1].add_input(x2)]  
s.pop()  
s.append[s[-1].add_input(x3)]
```

Transition-based parsing

Stack RNNs

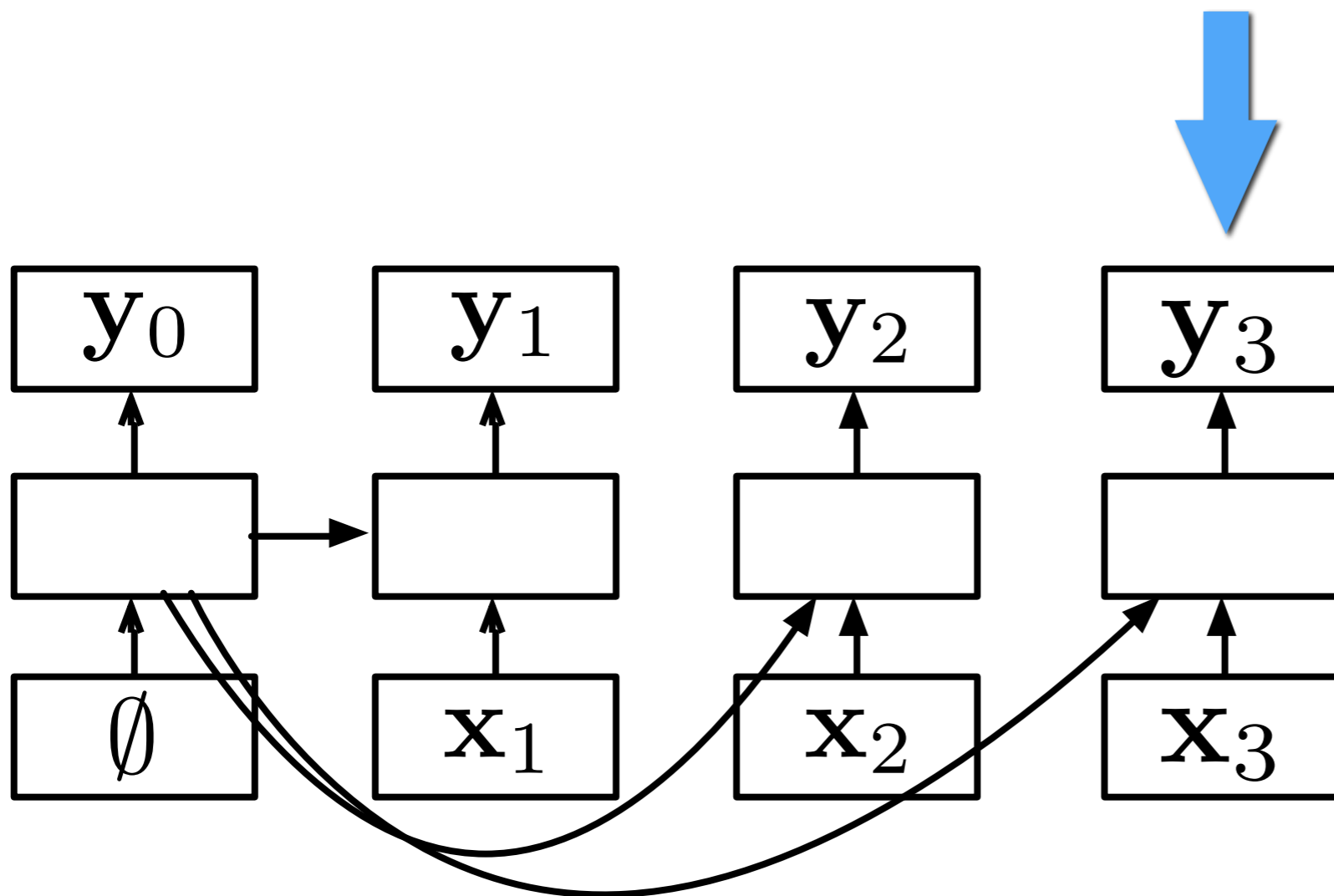


DyNet:

```
s=[rnn.inital_state()]\ns.append[s[-1].add_input(x1)]\ns.pop()\ns.append[s[-1].add_input(x2)]\ns.pop()\ns.append[s[-1].add_input(x3)]
```

Transition-based parsing

Stack RNNs



DyNet:

```
s=[rnn.inital_state()]\ns.append[s[-1].add_input(x1)]\ns.pop()\ns.append[s[-1].add_input(x2)]\ns.pop()\ns.append[s[-1].add_input(x3)]
```


Let's Try it Out!

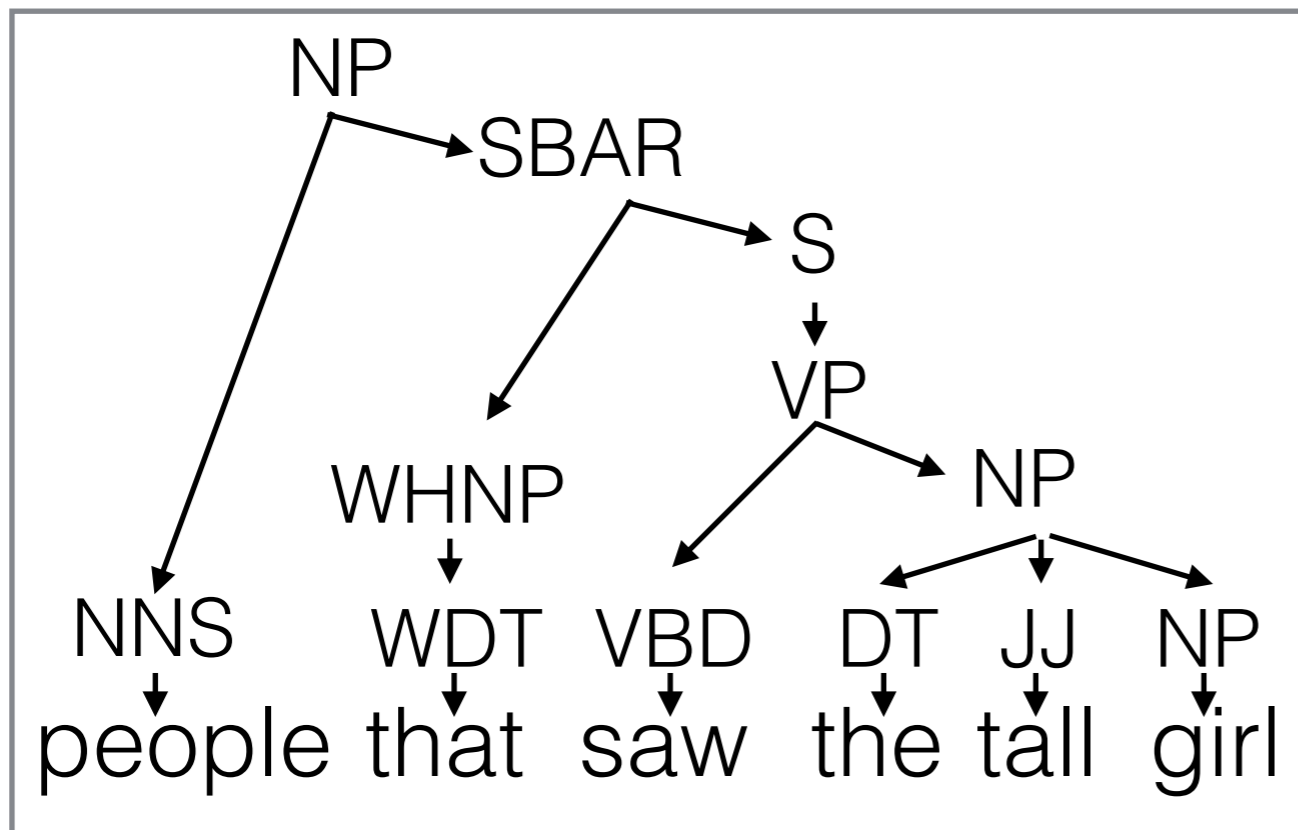
`stacklstm-depparser.py`

Shift-reduce Parsing for Phrase Structure

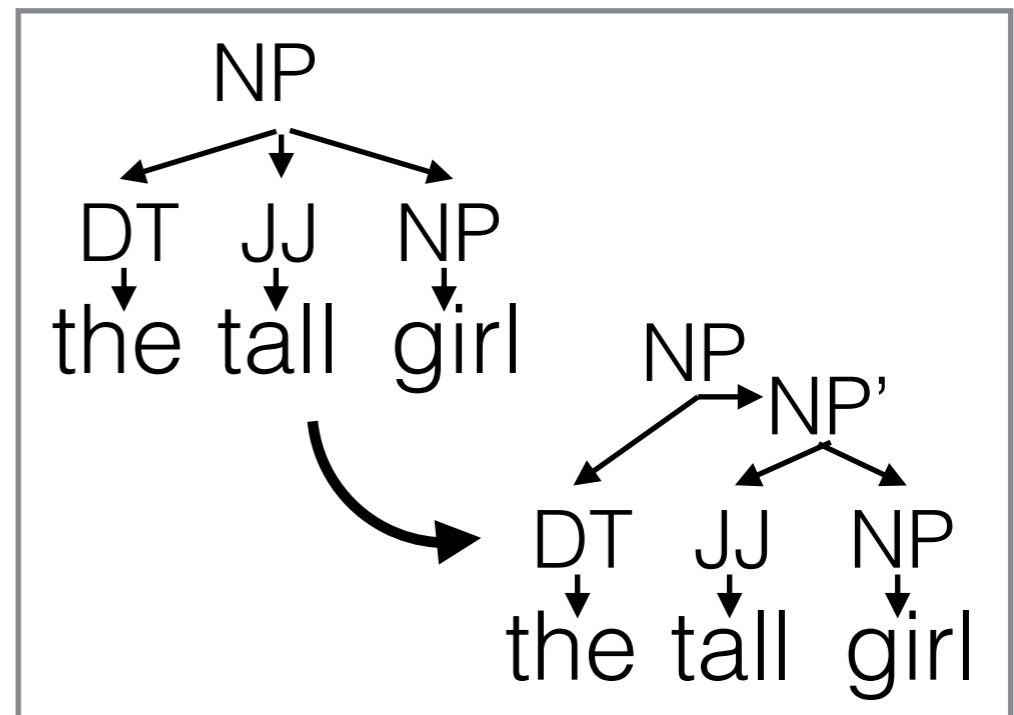
Shift-reduce Parsing for Phrase Structure

(Sagae and Lavie 2005, Watanabe 2015)

- Shift, reduce-X (binary), unary-X (unary) where X is a label



First, Binarize



shift

Stack

the tall



the tall girl

Buffer

girl

∅

reduce-NP'

Stack

the tall girl




the tall girl

unary-S

Stack

VP
 ↙ ↘
 saw NP
 ...



S
 ↓
 VP
 ↙ ↘
 saw NP
 ...

Recurrent Neural Network Grammars

(Dyer et al. 2016)

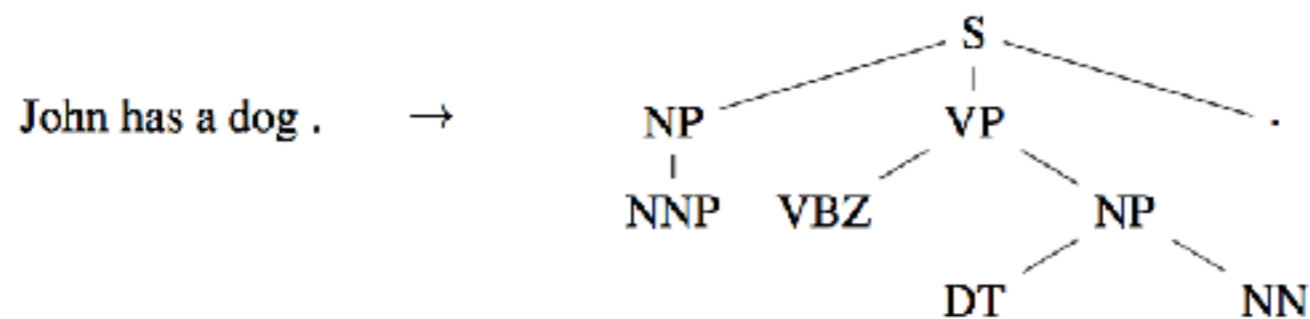
- Top-down generative models for parsing

	Stack	Terminals	Action
0			NT(S)
1	(S		NT(NP)
2	(S (NP		GEN(<i>The</i>)
3	(S (NP <i>The</i>	<i>The</i>	GEN(<i>hungry</i>)
4	(S (NP <i>The</i> <i>hungry</i>	<i>The</i> <i>hungry</i>	GEN(<i>cat</i>)
5	(S (NP <i>The</i> <i>hungry</i> <i>cat</i>	<i>The</i> <i>hungry</i> <i>cat</i>	REDUCE
6	(S (NP <i>The hungry cat</i>)	<i>The</i> <i>hungry</i> <i>cat</i>	NT(VP)
7	(S (NP <i>The hungry cat</i>) (VP	<i>The</i> <i>hungry</i> <i>cat</i>	GEN(<i>meows</i>)
8	(S (NP <i>The hungry cat</i>) (VP <i>meows</i>	<i>The</i> <i>hungry</i> <i>cat</i> <i>meows</i>	REDUCE
9	(S (NP <i>The hungry cat</i>) (VP <i>meows</i>)	<i>The</i> <i>hungry</i> <i>cat</i> <i>meows</i>	GEN(.)
10	(S (NP <i>The hungry cat</i>) (VP <i>meows</i>) .	<i>The</i> <i>hungry</i> <i>cat</i> <i>meows</i> .	REDUCE
11	(S (NP <i>The hungry cat</i>) (VP <i>meows</i>) .)	<i>The</i> <i>hungry</i> <i>cat</i> <i>meows</i> .	

- Can serve as a language model as well
- Good parsing results
- Decoding is difficult: need to generate with discriminative model then rerank, importance sampling for LM evaluation

A Simple Approximation: Linearized Trees (Vinyals et al. 2015)

- Similar to RNNG, but generates symbols of linearized tree



John has a dog . → (S (NP NNP)_{NP} (VP VBZ (NP DT NN)_{NP})_{VP} .)_S

- + Can be done with simple sequence-to-sequence models
- - No explicit composition function like StackLSTM/RNNG
- - Not guaranteed to output well-formed trees

Questions?